

Student: I think the response from Ms. Daphne was very helpful. She was very encouraging each time and I sent my essays and she gave me a lot of confidence. I mean like you know her responses really boosted my confidence you know. She just encouraged me all the way and each time I turned in my essays, the next one was better than the previous one.

Ben: Oh, wow!

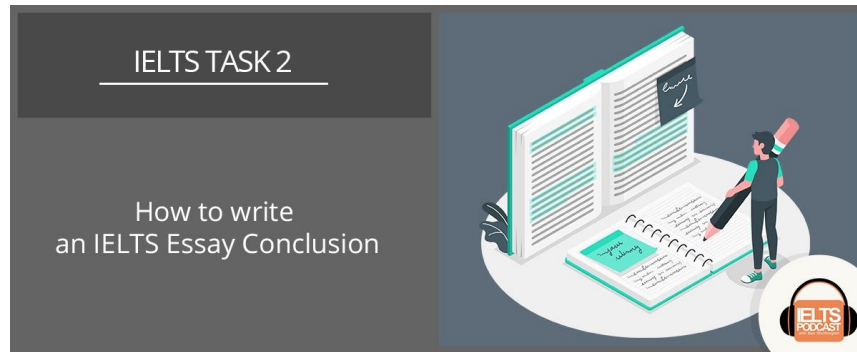
Student: So, yeah, she was that was very helpful.

[Music]

Female Voice: You are now listening to the IELTS Podcast. Learn from tutors and ex-examiners who are masters of IELTS preparation. Your host, Ben Worthington.

[Music]

Ben: How to write an IELTS essay conclusion. In this tutorial, we're going to look at what not to include. We're going to look at exactly what you should include; some quick tips on that and

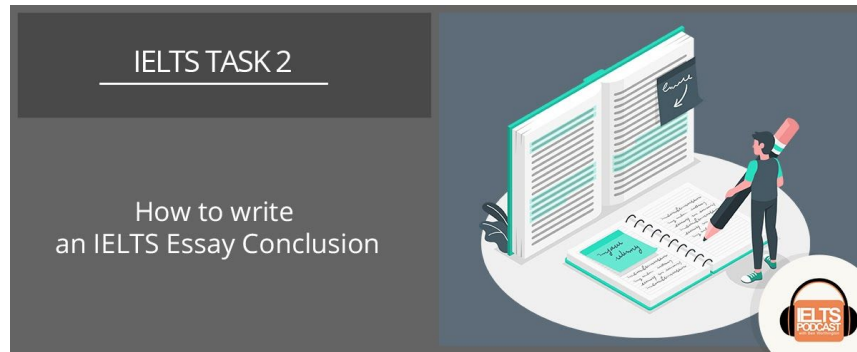


then we're going to look at some sample conclusions. One is an absolute train crash of a conclusion and the other one is a very high score probably band 7, band 8 probably higher conclusion.

Hi there. My name is Ben Worthington and as you know, I'm from England and I got into teaching more or less by accident because I left the UK and went to Spain to finish my university course. I graduated and then I was in Spain looking for work. There was a lot of demand for English teachers, so I was like okay, I'll give this a shot.

And it was a very, very fortunate decision because I quickly realized I am built for teaching, so to speak. I quickly realized that I enjoy it and even though I was teaching kids at first, I just realized I liked it. I like getting results. I like seeing the improvement in students and I started with kids then I progressed to adults then to uni students and to business students.

When I stumbled across IELTS students-- students preparing for the IELTS exam I was like this is for me because I could see the improvement. I could see what I teach has an impact. I could

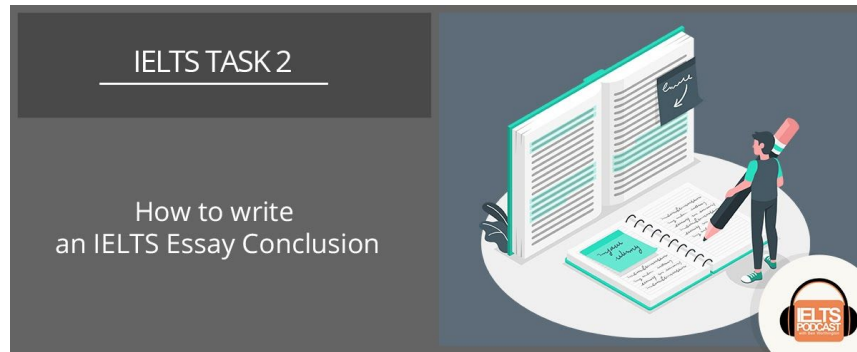


see the progression. I can measure it if they get a band 6, band 7, band 8, band 9. I know I can quickly determine what is working.

So, this is why I decided to specialize in IELTS. This eventually led me to the IELTS Podcast because to get better at teaching, I started asking the experts. I started asking ex-IELTS examiners, current examiners, linguistic experts, speech therapists, academic writing experts; all the experts I could find. I interviewed them and then I test what they teach.

I test what they talked about. I test it with my students and then if it works, I include it in the online course and if it doesn't work, I leave it out and then we keep moving forward. And this is why the course is always improving and this is why eventually, I could offer the guarantee of jump to band 7 or it's free.

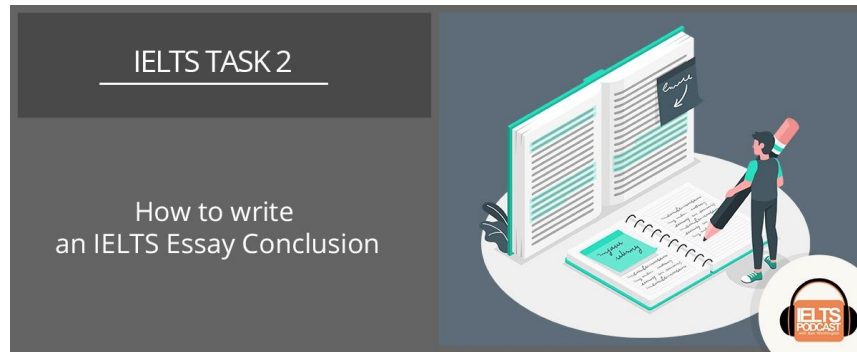
So, let's jump into today's class about essay conclusions. Now as we know, for our IELTS Academic Task 2 essay, we usually do about four paragraphs: introduction, body paragraph 1, body paragraph 2, and then the conclusion. Now, if you've been listening to quite a few tutorials



or you're just wise about IELTS, you'll know most of the points are picked up in the body paragraph. Nevertheless, we still need to pay attention to our introductions and our conclusion and this tutorial will break down our conclusions.

So, what do we not include in our conclusion? This is general guidance, by the way. It's not iron clad, set in stone. If you include this, you'll be thrown out of the examination center and ostracized. No. This is just general guidance and like most things, there's usually a counter argument, but in most scenarios, this is the general route to take. So, we don't include new arguments. Occasionally, you could as I said, but nine times out of ten, it's easier to avoid introducing new arguments.

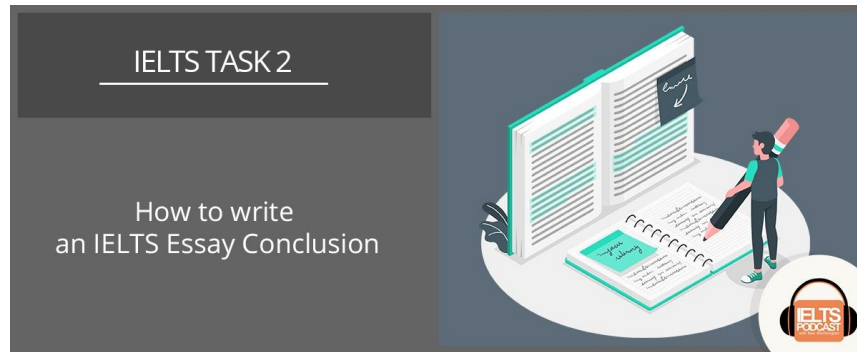
And this can be quite difficult in practice because I've been there. We're writing an essay and we've planned it out and we've written it beautifully. We've done our introduction, body paragraph 1, body paragraph 2, we're finishing a conclusion and then we get this amazing idea.



And it'd be like oh, I've got to include that. That's so genius but we should not. We need to ignore this idea and just stick to our plan.

The reason why we don't introduce it is because we should have mentioned it before in our body paragraphs and then fully developed it in the conclusion. It's not the paragraph to introduce a new idea because a new idea on its own isn't that valuable. Any idea has to be developed and has to be argued and has to be built up with real world examples and we just do not have the space or the time to do that with a conclusion. So, we avoid new arguments.

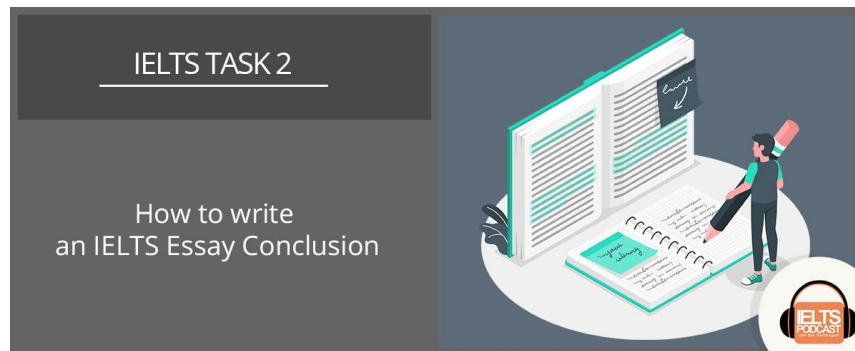
And again, as you've heard me say in the past, our academic essays are not a test of intelligence. This is a language test. Language is based on communication. So, it's more about how we say it or how we write it in this case rather than what we are writing. So, if you've got the most elegant genius solution, the most intelligent idea and it pops into your mind when you're writing your conclusion, ignore it. This is not a test of intelligence. This is a test of communication; of writing. A written communication specifically.



Likewise, we don't want to include new evidence for the arguments in our conclusion. Again, the space for evidence of our arguments, of building up the case of our arguments is in the body paragraph. So, again if you've got an idea or another justification for why your point is correct or why you've taken this point of view or why you strongly agree or strongly disagree, don't include it in your conclusion. Make sure it's in the body paragraph.

Now, a simple way to make sure that we've included all the points is to spend enough time on the plan. Also, to have a clear idea of how to plan your essay. This is a topic we go into in lots of detail in the online course. A whole module-- a whole procedure for you to plan your essay in order to write strong coherent cohesive paragraphs that score high. It's also an essential step to help not only generate ideas so you end this “my mind goes blank” but also to organize your ideas.

And this is why following a system, a process will help you to avoid train crashes in your conclusion. By train crashes I'm over exaggerated, obviously. I mean avoiding new arguments

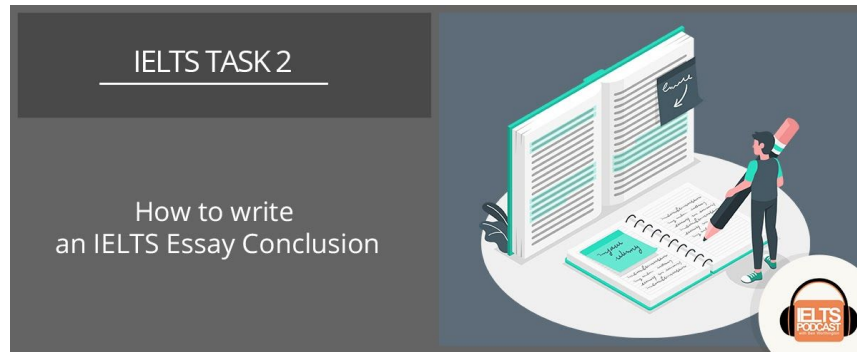


and new evidence for arguments, okay? Two or three sentences and possibly even another sentence, but three or four sentences will suffice.

Final thing not to include in your IELTS conclusion is a repetition of your previous arguments, all right? We don't want to list every single argument again that we've just listed and this is tricky. This will possibly take some time, effort, and energy to solve. How do we solve it? Well, we get into the habit of maybe you could follow a structure given to you for a conclusion.

We've got one in the online course. If you don't have that structure, then I strongly recommend-- well, our structure basically is summarizing our arguments in one sentence. We go into it in more detail in the sentence structure, but basically, you want to summarize your arguments and briefly mention not only the evidence but the logic, okay?

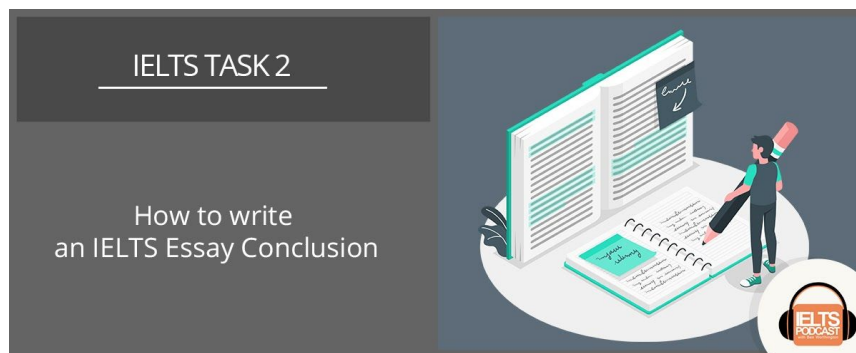
And it's important while you're doing this is to be on the lookout for synonyms so you can make your conclusion a little bit richer. However, it's a balancing act. On the one hand, we want to avoid repetition. On the other hand, we're going to use synonyms to do this. On the other hand,



we don't want to use synonyms that are too distant from our original words that we're trying not to repeat. So, it's really a balancing act. What we teach is just to play it safe.

If you cannot find a synonym to avoid the repetition and you cannot find an adequate one or you cannot find one that you confidently believe means the same, then just use the same word again, okay? It's much, much safer just to use that word again and possibly lose or miss out on a lexical resource point rather than confuse the examiner and definitely lose task response points. So, just keep that in mind. Play it safe when you're playing the game of synonyms and repetition, okay? Just play it safe.

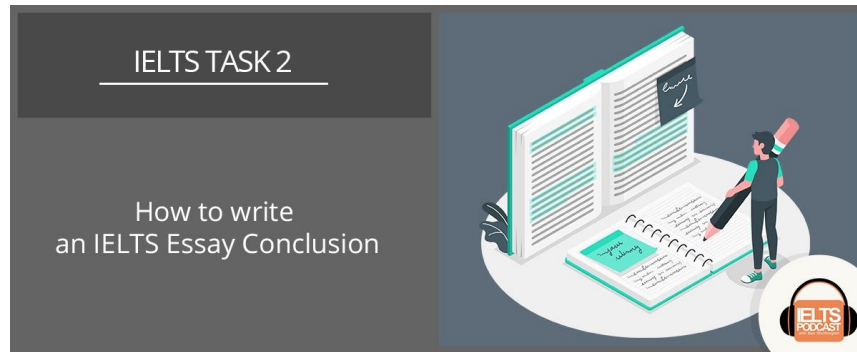
When you're practicing your essay and writing it and you're getting feedback from your tutor or you're sending in your essay to us for feedback, this is the moment when you can experiment, but in the exam, you want to play it safe. So, this is why it's a good reason to get plenty of feedback and get all your experiments out of the way and test what works. And then come exam day, be confident of the improvements that you're implementing into your essay.



Now, before we move on to sample conclusions, let's have a look at three pieces of advice to help you improve your conclusion. So, I recommend to state your opinion in a crystal clear way usually in one short sentence. I mean of course you only express your opinion when it's required, okay?

So, if it's something like to what point do you agree or disagree or to what extent you agree or disagree, then we must state our opinion. If it's another form of essay then it's probably not necessary. So, just be careful. However, if you do get the to what extent then you definitely do need to include it and when you include it, make sure it comes across in a succinct clear way and that your thoughts are condensed.

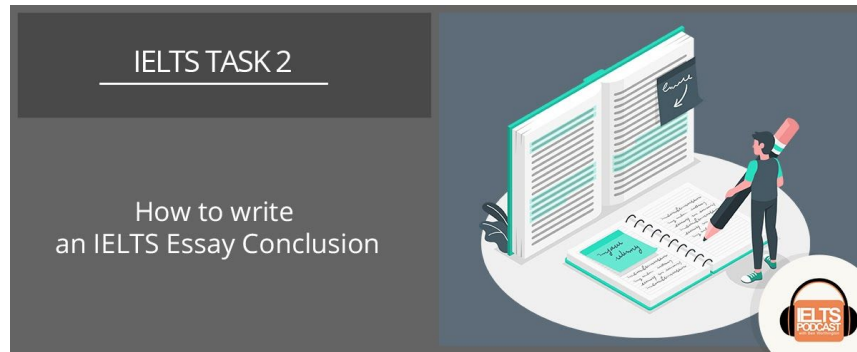
An advanced pro tip is to add a small prediction and the reason why we teach this in our online course is because we can pick up some extra points for using a grammar form that we probably haven't included in our body paragraphs. Now, we give a range of different sentences to include, but a standard one is it is predicted. It is predicted that this trend will continue into the future.



And this way we get to use a future tense and it just helps us. It's just one small thing that we can do to stack the deck. It's just one small thing that we can do to increase the chances of getting that band 7. Now, on its own obviously, you're not going to walk out with a band 7 just because you used that sentence, but if you stack them up, all these little things start to build up and improve your score.

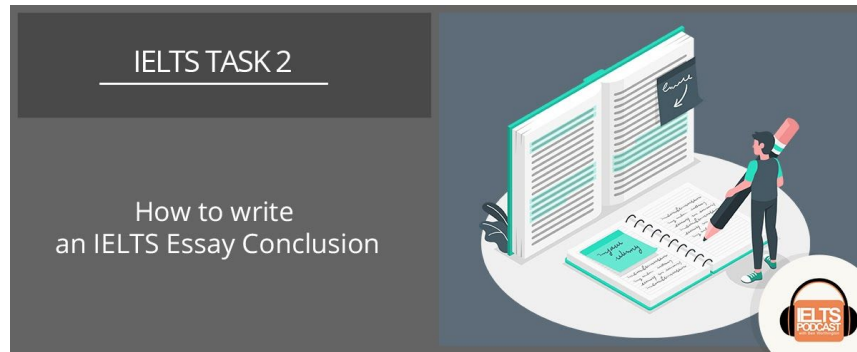
So, it's not just a case of following this model. It's not just a case of using these synonyms. It's not just a case of using these transitions. It's a case of using everything all together and pulling it together in a coherent and effective way and obviously, in under 40 minutes on the exam day. So, it's just small things like this that help you get closer to a band 7.

Now then, final thing to include in your conclusion. Just make sure you're checking it for the-- not only for the grammatical accuracy but also the vocabulary that you're using and this relates to what we've said before about using the synonyms, using the synonyms accurately and also just looking for opportunities to upgrade.



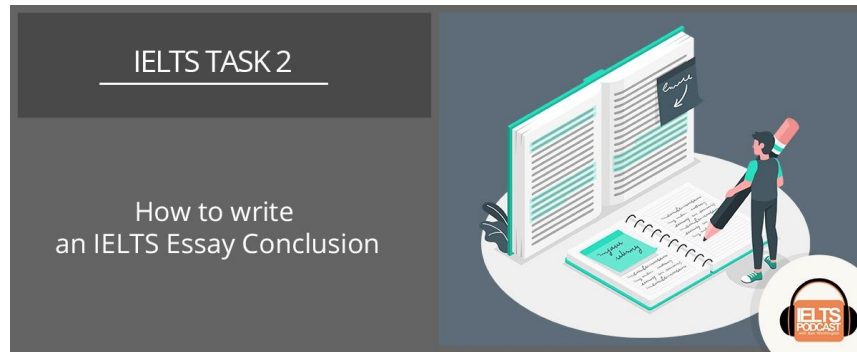
And when you're testing your upgrading skills or developing your upgrading skills, make sure you're doing it with feedback because otherwise, you could be actually downgrading your essay and you'll be completely unaware. So, this is why getting feedback is a very worthwhile investment. For example, you get feedback on your essay and you realize that half of your upgrades actually lost your points and then because of the feedback, you stop doing those upgrades and this helps you pass the exam first time or helps you pass your next exam. So, just by investing in that feedback, you've saved yourself having to do another IELTS exam.

So, this is why we strongly recommend getting feedback and at the moment, we've got the \$5 essay correction which will help you get started with your IELTS preparation and it's an extremely low price just to get started to see if we are a good fit for each other. So, have a look at that. Go to ieltspodcast.com and on the top banner, you will see an advert for the extremely popular \$5 essay correction. It's usually about \$19, but because it's so popular, we've decided to launch it again.



Now, let's have a look at some examples of essay conclusions. Now, I'll give you one and I want you to tell me-- I want you to think is this actually decent or is it a train crash? Okay. Let's see. First one. Globalization is necessary to spread ideas, language, as well as culture. It will also start to be more tolerated in the future as it becomes more common. In the future, I sincerely hope the governments will take effective measures to improve the progress of globalization.

Okay. Hopefully, you may have thought that it sounds a little bit incohesive and unconvincing. Now, these are the reasons why. We've got repetition because we mentioned in the future twice and secondly, we have I sincerely hope, okay? I sincerely hope is not that convincing, is it? There's hope there. If we compare it with I strongly believe it just clearly shows I strongly believe or even better therefore, I am convinced. Therefore I am convinced that globalization is a necessary form or as I said before, I strongly believe that globalization is a necessary form to improve humanity whatever.

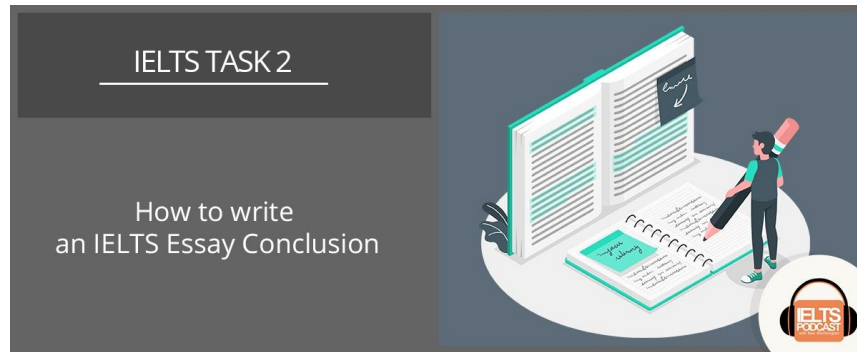


So, there you go. Just by altering a few phrases and modifying a few chunks of the sentence, we can improve our conclusion. An additional point is that there are no new arguments there, so it's not too bad in that sense. Final thought about this conclusion is that it is a little bit weak, okay?

We've got the repetition and as I said before, if we'd have used something like therefore I am convinced, it just makes it a stronger way to finish as well. And also, by using therefore I am convinced, it implies your opinion-- I am convinced-- without actually having to explicitly say it. I strongly believe, for example. And we'll go into this into more detail.

Next conclusion. Tell me what you think about this. In conclusion, globalization is undoubtedly a positive driver in disseminating ideas, language, and culture. It is predicted governments will enact further measures to facilitate its progress.

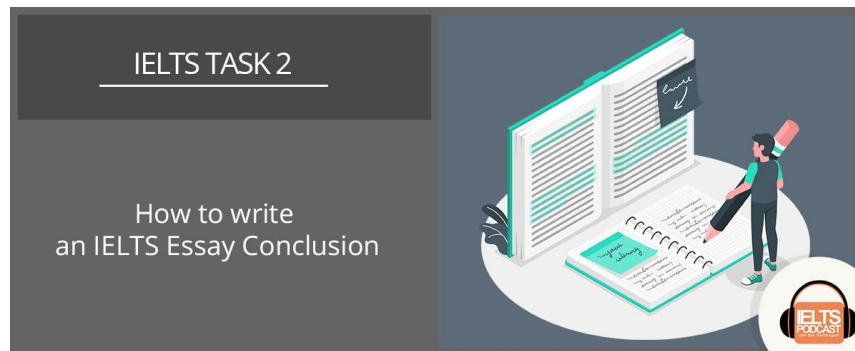
Now, this one reads better. It sounds better and it sounds more convincing. You could even omit in conclusion because it's clear and there's no ambiguity here either. So, we could even just start off with globalization is undoubtedly a positive driver in disseminating ideas, language, and



culture. You see? And we don't even need the in conclusion there. And this is what good high-scoring writing does. It implies a lot just by the language used rather than explicitly stating it.

Now, also there's no new information here and also, we've got it is predicted which is also slightly more sophisticated than in the future. Also as well, there's no fresh evidence. There's no new arguments and we've got the phrase undoubtedly whereby the writer here has pushed the ideas that they were talking about before. They've pushed their ideas into a more positive light, okay? It's just emphasized and it's built on what we've written in the previous paragraph.

Now then, I have seen some students use quotations, but personally, I think this is a dangerous game and I would avoid it actually. Unless you are an extremely confident band 9 writer then perhaps go for quotations, but it's a risky game and I think generally I just avoid it because there's so many risks involved and there's nowhere on the criteria that's saying using quotations is going to get you a band 9.

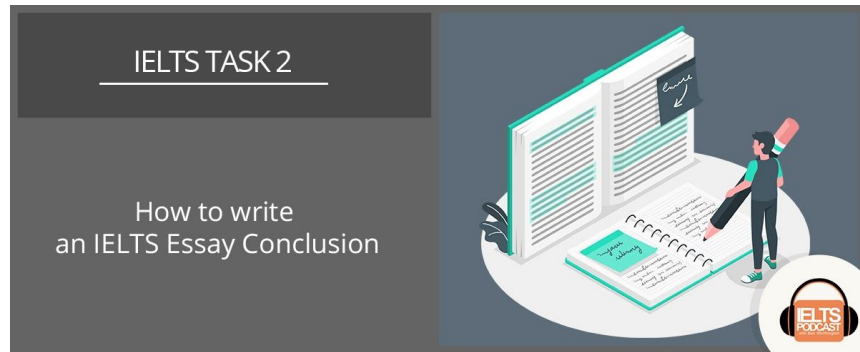


There's no mention of quotations. It has a nice stylistic element to it, so it probably would help you if you've used it effectively and accurately. However, if you're around a band 7, band 8 even it's still a dangerous game. So, I'd stay away.

And that's it and the conclusion to this tutorial is that if you want some feedback on what we have been talking about and teaching today, then just go to ieltspodcast.com and at the moment at the top of the page, you will see a banner offering these \$5 essay corrections. We don't know how long we're going to continue it, so I would move fast on that if you're thinking about joining the course.

And also as you probably know, it's a terribly fast and effective way to improve and I undoubtedly believe it's a positive driver for moving your essays preparation forward and improving faster.

Okay. That's everything from me today. Have a great day. Remember to keep moving forward with your IELTS preparation and if you encounter any obstacles, just think next, next and just



move on. Just keep moving forward with your IELTS preparation and eventually, you will get there. Have a fantastic day and good luck.

[Music]

Female Voice: Thanks for listening to ieltspodcast.com